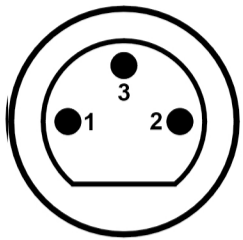


Tontechnik

Anschlussbelegungen von Steckverbindern (in Steckrichtung dargestellt!)

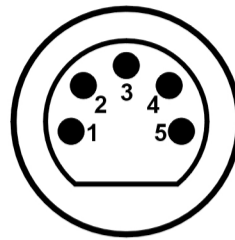
XLR



- 1 Masse
- 2 Signal +
- 3 Signal -

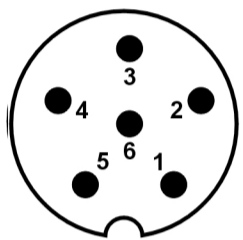
XLR

Zweikanal Graßmann

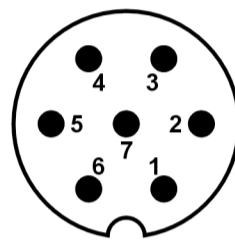


- 1 Signal L -
- 2 Signal L +
- 3 Masse
- 4 Signal R +
- 5 Signal R -

Neumann (Gefell)




- 1 Masse, Schirm
- 2 Signal +
- 3 Anodenspannung
- 4 Heizspannung
- 5 Signal -
- 6 -



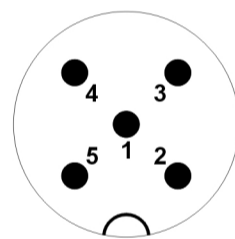
- 1 Signal L +
- 2 Signal L -
- 3 Masse, Schirm
- 4 (|| 2) / + 12 Volt (N691)
- 5 Signal R -
- 6 Signal R +
- 7 (|| 1)

Tuchel



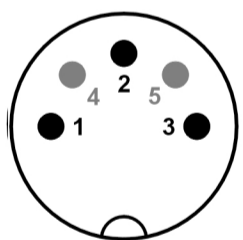
- 1 Signal +
- 2 Signal -
- 3 Masse, Schirm

DKAV (Würfel)



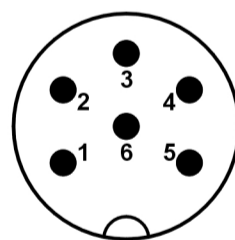
- 1 Schirm
- 2 GND L
- 3 GND R
- 4 Signal L
- 5 Signal R

Diodenstecker



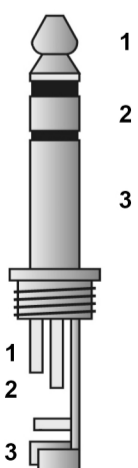
- 1 Eingang L
- 2 Masse
- 3 Ausgang L
- 4 Eingang R
- 5 Ausgang R

DIN - AV



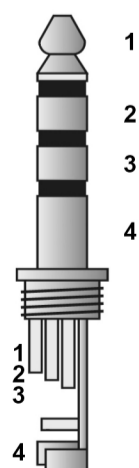
- 1 +12V Schaltspg (Wdg)
- 2 FBAS VIDEO
- 3 Masse
- 4 Ton links
- 5 +12V
- 6 Ton rechts

Klinke 6,3 mm u.a.



- 1 Signal + / links
- 2 Signal - / rechts
- 3 Masse / Schirm

Klinke 3,5 mm



- 1 Ton rechts
- 2 Ton links
- 3 Video
- 4 Masse / Schirm